





EFFORTLESS DUPLICATION FOR FLAT AND CRUCIFORM KEYS



POKER ELITE



The Poker Elite is a fully automated key-cutting machine designed for precise duplication of flat residential, automotive, and cruciform "X"-profile keys, including single and double-sided cuts.

"Effortless Key Duplication for Flat and Cruciform Keys"

Equipped with an advanced optical reader and an automated system for optimized performance, it ensures accurate, efficient key reproduction. Its compact design includes a retractable protective shield, keeping workspaces clean and organized while delivering professional-grade results with ease.

Poker Elite

The Poker Elite is a fully automated key-cutting machine designed for duplicating flat residential, automotive, and cruciform "X"-profile keys, as well as small padlock keys.



Technical Data

Power Supply: Machine: 24V d.c.- 5,5 Amp. - 130W;
Power pack: 90/264V a.c. - 50/60Hz - 220W
MEANWELLGST220A24-R7B

Cutter motor: 24V d.c.

Cutter: U01W hard metal with coating

Cutter speed: 1860 rpm

Clamps: Sintered 4-sided rotating clamp allows for easy loading of a variety of flat and cruciform keys

Movement: 2 axes (with specialbushes) driven by step motors (on rectified roller guides)

Runs: X-axis: 30 mm, Y-axis:54 mm

Dimensions: width: 12.52 in, depth: 16.26 in, height:13.39 in

Weight: 35.27 lbs

LASER READER FOR QUALITY CUTTING RESULTS

The Poker Elite features a laser reader for precise key scanning, ensuring highly accurate duplications.




Optical Reader

FOUR-SIDED CLAMPS

The four-sided sintered clamps feature a unique rotation mechanism for easy key installation, with each clamp equipped with a gauge to ensure precise key alignment.

SAFE FOR THE USER

The cutter and carriage automatically stop when the safety shield is opened, ensuring operator safety at all times.



Large Gauge for Precise Positioning

VISUAL AND AUDIBLE WARNINGS

The device features an intuitive system of colored LED lights, flashes, and audible alerts to notify users of procedural errors, such as dirt on the optical reader, an open shield during cutting, or a missing key. A push-button panel allows users to pause and resume the cutting process as needed.

OPTIMIZED CUTTER WEAR

The durable hard metal cutter is designed to resist wear, enabling the cutting of all key sides in a single cycle. A specialized control system adjusts carriage speed to match the cutter's load, ensuring smooth and efficient operation. This ensures precise cuts, flawlessly deburred key copies, and enhanced cutter efficiency.



Warnings via Colored Lights

PRACTICAL AND ERGONOMIC WORK STATION

The Poker Elite features a retractable protective shield and an enclosed cutting area to maintain a clean workspace, with metal chips collected in a swarf tray beneath the carriage. An accessories compartment on top keeps essential tools easily accessible for daily use.

COMPACT AND EASY TO CARRY

The Poker Elite boasts a lightweight, portable design with a compact structure and an ergonomic grip for easy lifting and transport. A mounting bracket further enhances its utility, making it ideal for locksmiths working from vans.

North America
U.S.A., Canada, Caribbean Islands

Kaba Ilco Corp.
400 Jeffreys Rd. Rocky Mount, NC 27804
Phone: 800.334.1381 Fax: 252.446.4702
www.ilco.us

IML0203XXXX